

MINNEAPOLIS, MN

2017-2018

v5.0

Start of season: 10/27/2017
End of Season: 2/19/2018
Length: 116 days

W1 - Mild
W2 - Moderate
W3 - Average
W4 - Severe
W5 - Extreme

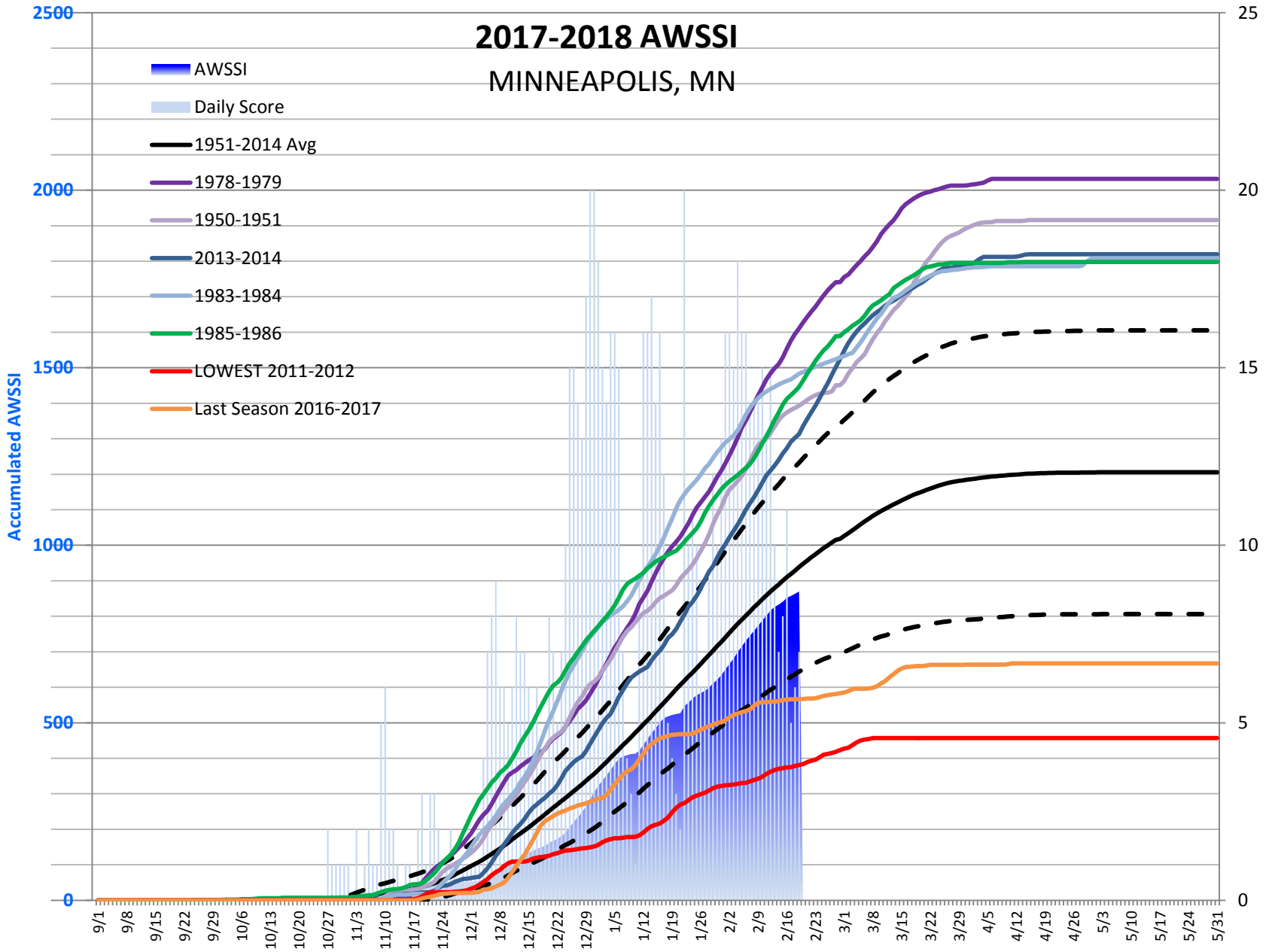
				31.5			181	425		52	212		606	264	870				End Year
Date	Max	Min	Precip	Snowfall	SnowD	MXTScr	MNTScr	TotTScr	SNFScr	SNDSScr	SnowScr	AWSSI	Acc Temp	Acc Snow	Acc AWSSI	Rank	Max Value	Season	
9/1/2017	72	53 T		0	0	0	0	0	0	0	0	0	0	0	0	1	0	1951	
9/2/2017	82	64 T		0	0	0	0	0	0	0	0	0	0	0	0	1	0	1951	
9/3/2017	85	60	0	0	0	0	0	0	0	0	0	0	0	0	0	1	0	1951	
9/4/2017	76	55	0.07	0	0	0	0	0	0	0	0	0	0	0	0	1	0	1951	
9/5/2017	65	51 T		0	0	0	0	0	0	0	0	0	0	0	0	1	0	1951	
9/6/2017	68	49	0	0	0	0	0	0	0	0	0	0	0	0	0	1	0	1951	
9/7/2017	76	49	0	0	0	0	0	0	0	0	0	0	0	0	0	1	0	1951	
9/8/2017	68	52	0	0	0	0	0	0	0	0	0	0	0	0	0	1	0	1951	
9/9/2017	76	53	0	0	0	0	0	0	0	0	0	0	0	0	0	1	0	1951	
9/10/2017	81	61 T		0	0	0	0	0	0	0	0	0	0	0	0	1	0	1951	
9/11/2017	82	60	0	0	0	0	0	0	0	0	0	0	0	0	0	1	0	1951	
9/12/2017	85	63	0	0	0	0	0	0	0	0	0	0	0	0	0	1	0	1951	
9/13/2017	87	64	0	0	0	0	0	0	0	0	0	0	0	0	0	1	0	1951	
9/14/2017	91	66	0	0	0	0	0	0	0	0	0	0	0	0	0	1	0	1951	
9/15/2017	84	70 T		0	0	0	0	0	0	0	0	0	0	0	0	1	0	1951	
9/16/2017	80	58	0.04	0	0	0	0	0	0	0	0	0	0	0	0	1	0	1951	
9/17/2017	67	52 T		0	0	0	0	0	0	0	0	0	0	0	0	1	0	1951	
9/18/2017	59	55	0.37	0	0	0	0	0	0	0	0	0	0	0	0	1	0	1951	
9/19/2017	80	59	0	0	0	0	0	0	0	0	0	0	0	0	0	1	0	1951	
9/20/2017	75	58	0.04	0	0	0	0	0	0	0	0	0	0	0	0	1	0	1951	
9/21/2017	84	53	0	0	0	0	0	0	0	0	0	0	0	0	0	1	0	1951	
9/22/2017	94	73	0	0	0	0	0	0	0	0	0	0	0	0	0	1	0	1951	
9/23/2017	90	73	0	0	0	0	0	0	0	0	0	0	0	0	0	1	0	1951	
9/24/2017	90	70 T		0	0	0	0	0	0	0	0	0	0	0	0	2	1	1986	
9/25/2017	71	58	0.41	0	0	0	0	0	0	0	0	0	0	0	0	2	1	1986	
9/26/2017	65	53	0.11	0	0	0	0	0	0	0	0	0	0	0	0	2	1	1986	
9/27/2017	66	48	0	0	0	0	0	0	0	0	0	0	0	0	0	2	1	1986	
9/28/2017	75	52 T		0	0	0	0	0	0	0	0	0	0	0	0	2	1	1986	
9/29/2017	66	48	0	0	0	0	0	0	0	0	0	0	0	0	0	2	1	1986	
9/30/2017	69	46	0	0	0	0	0	0	0	0	0	0	0	0	0	3	1	1962	
10/1/2017	63	55	0.29	0	0	0	0	0	0	0	0	0	0	0	0	3	1	1962	
10/2/2017	71	55	2.18	0	0	0	0	0	0	0	0	0	0	0	0	3	2	1962	
10/3/2017	72	52	0.12	0	0	0	0	0	0	0	0	0	0	0	0	3	2	1962	
10/4/2017	60	46	0	0	0	0	0	0	0	0	0	0	0	0	0	3	2	1962	
10/5/2017	65	48 T		0	0	0	0	0	0	0	0	0	0	0	0	3	2	1962	
10/6/2017	60	48	0.44	0	0	0	0	0	0	0	0	0	0	0	0	3	3	1986	
10/7/2017	67	54	0.17	0	0	0	0	0	0	0	0	0	0	0	0	3	3	1986	
10/8/2017	72	50	0	0	0	0	0	0	0	0	0	0	0	0	0	4	3	1986	
10/9/2017	57	40	0	0	0	0	0	0	0	0	0	0	0	0	0	4	4	1986	
10/10/2017	52	34	0	0	0	0	0	0	0	0	0	0	0	0	0	5	5	1986	
10/11/2017	56	38	0	0	0	0	0	0	0	0	0	0	0	0	0	5	6	1986	
10/12/2017	64	53 T		0	0	0	0	0	0	0	0	0	0	0	0	6	7	1960	
10/13/2017	61	45	0	0	0	0	0	0	0	0	0	0	0	0	0	6	8	1960	
10/14/2017	59	44	0.53	0	0	0	0	0	0	0	0	0	0	0	0	6	8	1960	
10/15/2017	53	41	0.03	0	0	0	0	0	0	0	0	0	0	0	0	8	8	1960	
10/16/2017	66	39	0	0	0	0	0	0	0	0	0	0	0	0	0	9	9	1960	
10/17/2017	73	47	0	0	0	0	0	0	0	0	0	0	0	0	0	9	10	1960	
10/18/2017	73	48	0	0	0	0	0	0	0	0	0	0	0	0	0	10	10	1960	
10/19/2017	74	43	0	0	0	0	0	0	0	0	0	0	0	0	0	11	10	1960	

10/20/2017	78	53 T		0	0	0	0	0	0	0	0	0	0	0	0	11	11	1993
10/21/2017	69	52	0.45	0	0	0	0	0	0	0	0	0	0	0	0	11	12	1993
10/22/2017	64	48	0	0	0	0	0	0	0	0	0	0	0	0	0	11	12	1993
10/23/2017	61	43	0	0	0	0	0	0	0	0	0	0	0	0	0	12	12	1993
10/24/2017	51	40	0	0	0	0	0	0	0	0	0	0	0	0	0	14	12	1993
10/25/2017	58	38	0	0	0	0	0	0	0	0	0	0	0	0	0	14	12	1977
10/26/2017	58	35 T	T		0	0	0	0	0	0	0	0	0	0	0	14	13	1960
10/27/2017	36	32	0.25	0.1	0	0	1	1	1	0	1	2	1	1	2	13	16	1977
10/28/2017	34	29	0	0	0	0	1	1	0	0	0	1	2	1	3	14	17	1977
10/29/2017	44	29	0.03	0	0	0	1	1	0	0	0	1	3	1	4	13	17	1977
10/30/2017	40	31 T	T		0	0	1	1	0	0	0	1	4	1	5	12	17	1977
10/31/2017	35	27	0	0	0	0	1	1	0	0	0	1	5	1	6	13	18	1977
11/1/2017	37	26	0.05 T		0	0	1	1	0	0	0	1	6	1	7	15	53	1992
11/2/2017	40	34	0	0	0	0	0	0	0	0	0	0	6	1	7	17	69	1992
11/3/2017	35	27	0.05	0.5	0	0	1	1	1	0	1	2	7	2	9	18	87	1992
11/4/2017	43	34	0.02 T		0	0	0	0	0	0	0	0	7	2	9	19	106	1992
11/5/2017	43	25	0.07	0	0	0	1	1	0	0	0	1	8	2	10	19	124	1992
11/6/2017	33	22	0	0	0	0	2	2	0	0	0	2	10	2	12	19	143	1992
11/7/2017	36	28	0	0	0	0	1	1	0	0	0	1	11	2	13	19	162	1992
11/8/2017	42	26 T	T		0	0	1	1	0	0	0	1	12	2	14	21	176	1992
11/9/2017	30	12 T	T		0	1	4	5	0	0	0	5	17	2	19	15	185	1992
11/10/2017	26	11	0.03	0.1	0	1	4	5	1	0	1	6	22	3	25	15	196	1992
11/11/2017	44	24	0	0 T		0	2	2	0	0	0	2	24	3	27	16	205	1992
11/12/2017	36	24	0	0	0	0	2	2	0	0	0	2	26	3	29	15	213	1992
11/13/2017	46	25 T		0	0	0	1	1	0	0	0	1	27	3	30	15	219	1992
11/14/2017	45	39	0.08	0	0	0	0	0	0	0	0	0	27	3	30	15	225	1992
11/15/2017	46	27 T		0	0	0	1	1	0	0	0	1	28	3	31	16	230	1992
11/16/2017	34	27	0	0	0	0	1	1	0	0	0	1	29	3	32	17	236	1992
11/17/2017	39	34	0.09	0	0	0	0	0	0	0	0	0	29	3	32	18	241	1992
11/18/2017	37	21	0	0	0	0	2	2	0	0	0	2	31	3	34	20	244	1992
11/19/2017	41	18	0	0	0	0	3	3	0	0	0	3	34	3	37	21	246	1992
11/20/2017	48	28	0	0	0	0	1	1	0	0	0	1	35	3	38	24	248	1992
11/21/2017	42	18 T	T		0	0	3	3	0	0	0	3	38	3	41	23	248	1992
11/22/2017	33	15	0	0	0	0	3	3	0	0	0	3	41	3	44	25	250	1992
11/23/2017	49	23	0	0	0	0	2	2	0	0	0	2	43	3	46	26	266	1992
11/24/2017	60	40 T		0	0	0	0	0	0	0	0	0	43	3	46	27	276	1992
11/25/2017	41	29	0	0	0	0	1	1	0	0	0	1	44	3	47	30	287	1992
11/26/2017	51	24	0	0	0	0	2	2	0	0	0	2	46	3	49	31	299	1992
11/27/2017	60	32	0	0	0	0	1	1	0	0	0	1	47	3	50	32	308	1992
11/28/2017	53	33	0	0	0	0	0	0	0	0	0	0	47	3	50	33	319	1992
11/29/2017	46	25	0	0	0	0	1	1	0	0	0	1	48	3	51	34	345	1992
11/30/2017	48	31	0	0	0	0	1	1	0	0	0	1	49	3	52	35	363	1992
12/1/2017	51	28	0	0	0	0	1	1	0	0	0	1	50	3	53	37	380	1992
12/2/2017	47	30	0	0	0	0	1	1	0	0	0	1	51	3	54	41	399	1992
12/3/2017	50	29	0	0	0	0	1	1	0	0	0	1	52	3	55	42	419	1992
12/4/2017	57	27	0.37	2.1	0	0	1	1	3	0	3	4	53	6	59	43	444	1992
12/5/2017	27	16	0.01	0.1	2	1	3	4	1	2	3	7	57	9	66	40	467	1992
12/6/2017	20	16	0.01	0.2	2	2	3	5	1	2	3	8	62	12	74	40	483	1992
12/7/2017	21	7	0	0	2	2	5	7	0	2	2	9	69	14	83	38	493	1992
12/8/2017	32	19 T	T		2	1	3	4	0	2	2	6	73	16	89	39	504	1992
12/9/2017	29	19 T	T		2	1	3	4	0	2	2	6	77	18	95	40	516	1992
12/10/2017	29	20	0	0	2	1	2	3	0	2	2	5	80	20	100	40	526	1992
12/11/2017	35	15	0.18	0.9	2	0	3	3	1	2	3	6	83	23	106	39	536	1992
12/12/2017	27	6 T	T		2	1	5	6	0	2	2	8	89	25	114	37	545	1992
12/13/2017	30	17	0.01	0.3	2	1	3	4	1	2	3	7	93	28	121	37	557	1992
12/14/2017	24	15 T	T		2	2	3	5	0	2	2	7	98	30	128	38	570	1992
12/15/2017	30	22	0.05	0.7	2	1	2	3	1	2	3	6	101	33	134	38	589	1992

12/16/2017	31	23	0	0	2	1	2	3	0	2	2	5	104	35	139	38	602	1992
12/17/2017	28	18	0	0	2	1	3	4	0	2	2	6	108	37	145	38	615	1992
12/18/2017	42	24	0	0	2	0	2	2	0	2	2	4	110	39	149	38	632	1992
12/19/2017	38	24	0	0	2	0	2	2	0	2	2	4	112	41	153	38	645	1992
12/20/2017	24	18	0.01	0.1	2	2	3	5	1	2	3	8	117	44	161	39	653	1992
12/21/2017	24	19	0	0	2	2	3	5	0	2	2	7	122	46	168	40	662	1992
12/22/2017	27	18	0	0	1	1	3	4	0	1	1	5	126	47	173	40	670	1992
12/23/2017	23	11	0	0	1	2	4	6	0	1	1	7	132	48	180	38	679	1992
12/24/2017	22	4	0.01	0.1	1	2	6	8	1	1	2	10	140	50	190	38	688	1992
12/25/2017	4	-6	T	T	1	6	8	14	0	1	1	15	154	51	205	38	698	1992
12/26/2017	1	-9	0	0	1	6	8	14	0	1	1	15	168	52	220	35	705	1992
12/27/2017	5	-8	0	0	1	5	8	13	0	1	1	14	181	53	234	34	712	1992
12/28/2017	11	3	0.09	1.3	1	4	6	10	2	1	3	13	191	56	247	34	720	1992
12/29/2017	4	-6	0.05	0.6	2	6	8	14	1	2	3	17	205	59	264	33	732	1986
12/30/2017	-6	-14	0	0	3	8	9	17	0	3	3	20	222	62	284	31	745	1986
12/31/2017	-5	-16	0	0	3	-7	10	17	0	3	3	20	239	65	304	30	759	1986
1/1/2018	1	-14	0	0	3	6	9	15	0	3	3	18	254	68	322	29	772	1986
1/2/2018	15	-10	T	0.1	3	3	8	11	1	3	4	15	265	72	337	29	786	1986
1/3/2018	11	-3	0	0	3	4	7	11	0	3	3	14	276	75	351	29	799	1986
1/4/2018	2	-5	0	0	3	6	7	13	0	3	3	16	289	78	367	29	814	1986
1/5/2018	3	-10	0	0	2	6	8	14	0	2	2	16	303	80	383	28	830	1986
1/6/2018	14	-11	T	T	2	4	9	13	0	2	2	15	316	82	398	28	851	1986
1/7/2018	32	12	0	0	2	1	4	5	0	2	2	7	321	84	405	27	874	1986
1/8/2018	37	24	0	0	2	0	2	2	0	2	2	4	323	86	409	29	891	1986
1/9/2018	42	26	0	0	2	0	1	1	0	2	2	3	324	88	412	31	899	1986
1/10/2018	38	33	T	0	1	0	0	0	0	1	1	1	324	89	413	31	906	1986
1/11/2018	37	0	0.21	2.4	T	0	6	6	3	0	3	9	330	92	422	30	914	1986
1/12/2018	3	-10	0	0	2	6	8	14	0	2	2	16	344	94	438	30	923	1984
1/13/2018	5	-13	0	0	2	5	9	14	0	2	2	16	358	96	454	30	939	1984
1/14/2018	17	-10	0.17	3.3	2	3	8	11	4	2	6	17	369	102	471	30	956	1984
1/15/2018	14	1	T	T	5	4	6	10	0	4	4	14	379	106	485	30	976	1984
1/16/2018	8	-2	T	T	4	5	7	12	0	4	4	16	391	110	501	29	997	1984
1/17/2018	27	-1	0	0	4	1	7	8	0	4	4	12	399	114	513	29	1022	1984
1/18/2018	41	21	0	0	3	0	2	2	0	3	3	5	401	117	518	29	1050	1984
1/19/2018	44	27	0	0	3	0	1	1	0	3	3	4	402	120	522	29	1075	1984
1/20/2018	42	24	0	0	1	0	2	2	0	1	1	3	404	121	525	31	1104	1984
1/21/2018	39	32	0	0	1	0	1	1	0	1	1	2	405	122	527	32	1127	1984
1/22/2018	35	26	1.03	12.4	1	0	1	1	18	1	19	20	406	141	547	30	1144	1984
1/23/2018	28	18	T	T	11	1	3	4	0	6	6	10	410	147	557	30	1159	1984
1/24/2018	27	10	0	0	9	1	4	5	0	6	6	11	415	153	568	29	1171	1984
1/25/2018	28	24	0.01	0.1	9	1	2	3	1	6	7	10	418	160	578	30	1184	1984
1/26/2018	47	26	0	0	8	0	1	1	0	5	5	6	419	165	584	30	1199	1984
1/27/2018	34	20	0	0	4	0	2	2	0	4	4	6	421	169	590	30	1217	1984
1/28/2018	20	12	T	T	3	2	4	6	0	3	3	9	427	172	599	30	1229	1984
1/29/2018	17	4	0	0	3	3	6	9	0	3	3	12	436	175	611	31	1246	1984
1/30/2018	30	1	0	0	3	1	6	7	0	3	3	10	443	178	621	32	1262	1984
1/31/2018	32	7	0.13	2.1	5	1	5	6	3	4	7	13	449	185	634	32	1276	1984
2/1/2018	7	-4	0	0	5	5	7	12	0	4	4	16	461	189	650	31	1289	1984
2/2/2018	12	-7	0	0	4	4	8	12	0	4	4	16	473	193	666	29	1299	1984
2/3/2018	19	9	0.15	2.5	4	3	5	8	3	4	7	15	481	200	681	29	1309	1984
2/4/2018	9	-6	T	T	6	5	8	13	0	5	5	18	494	205	699	28	1323	1984
2/5/2018	14	-4	T	T	6	4	7	11	0	5	5	16	505	210	715	28	1345	1984
2/6/2018	10	-6	T	T	5	4	8	12	0	4	4	16	517	214	731	29	1368	1984
2/7/2018	15	0	0.02	0.6	5	3	6	9	1	4	5	14	526	219	745	29	1387	1984
2/8/2018	17	4	0.01	0.1	5	3	6	9	1	4	5	14	535	224	759	29	1402	1984
2/9/2018	11	1	T	T	5	4	6	10	0	4	4	14	545	228	773	29	1422	1979
2/10/2018	14	-1	0	0	5	4	7	11	0	4	4	15	556	232	788	29	1444	1979

2/11/2018	21	-2	0	0	5	2	7	9	0	4	4	13	565	236	801	30	1467	1979
2/12/2018	13	-2	0	0	5	4	7	11	0	4	4	15	576	240	816	30	1484	1979
2/13/2018	30	7	0	0	5	1	5	6	0	4	4	10	582	244	826	29	1498	1979
2/14/2018	43	17	0	0	5	0	3	3	0	4	4	7	585	248	833	30	1510	1979
2/15/2018	38	14 T	T		4	0	4	4	0	4	4	8	589	252	841	30	1529	1979
2/16/2018	20	0	0	0	3	2	6	8	0	3	3	11	597	255	852	30	1553	1979
2/17/2018	38	20	0.01 T		3	0	2	2	0	3	3	5	599	258	857	30	1576	1979
2/18/2018	45	19	0	0	3	0	3	3	0	3	3	6	602	261	863	30	1595	1979
2/19/2018	27	19	0.13	0.8	2	1	3	4	1	2	3	7	606	264	870	31	1611	1979
2/20/2018						0	0	0	0	0	0	0	0			1	1628	1979
2/21/2018						0	0	0	0	0	0	0	0			1	1643	1979
2/22/2018						0	0	0	0	0	0	0	0			1	1658	1979
2/23/2018						0	0	0	0	0	0	0	0			1	1672	1979
2/24/2018						0	0	0	0	0	0	0	0			1	1688	1979
2/25/2018						0	0	0	0	0	0	0	0			1	1704	1979
2/26/2018						0	0	0	0	0	0	0	0			1	1718	1979
2/27/2018						0	0	0	0	0	0	0	0			1	1730	1979
2/28/2018						0	0	0	0	0	0	0	0			1	1741	1979
3/1/2018						0	0	0	0	0	0	0	0			1	1741	1979
3/2/2018						0	0	0	0	0	0	0	0			1	1755	1979
3/3/2018						0	0	0	0	0	0	0	0			1	1763	1979
3/4/2018						0	0	0	0	0	0	0	0			1	1776	1979
3/5/2018						0	0	0	0	0	0	0	0			1	1789	1979
3/6/2018						0	0	0	0	0	0	0	0			1	1801	1979
3/7/2018						0	0	0	0	0	0	0	0			1	1814	1979
3/8/2018						0	0	0	0	0	0	0	0			1	1826	1979
3/9/2018						0	0	0	0	0	0	0	0			1	1841	1979
3/10/2018						0	0	0	0	0	0	0	0			1	1857	1979
3/11/2018						0	0	0	0	0	0	0	0			1	1877	1979
3/12/2018						0	0	0	0	0	0	0	0			1	1891	1979
3/13/2018						0	0	0	0	0	0	0	0			1	1904	1979
3/14/2018						0	0	0	0	0	0	0	0			1	1915	1979
3/15/2018						0	0	0	0	0	0	0	0			1	1931	1979
3/16/2018						0	0	0	0	0	0	0	0			1	1949	1979
3/17/2018						0	0	0	0	0	0	0	0			1	1961	1979
3/18/2018						0	0	0	0	0	0	0	0			1	1969	1979
3/19/2018						0	0	0	0	0	0	0	0			1	1977	1979
3/20/2018						0	0	0	0	0	0	0	0			1	1984	1979
3/21/2018						0	0	0	0	0	0	0	0			1	1989	1979
3/22/2018						0	0	0	0	0	0	0	0			1	1993	1979
3/23/2018						0	0	0	0	0	0	0	0			1	1996	1979
3/24/2018						0	0	0	0	0	0	0	0			1	2000	1979
3/25/2018						0	0	0	0	0	0	0	0			1	2003	1979
3/26/2018						0	0	0	0	0	0	0	0			1	2007	1979
3/27/2018						0	0	0	0	0	0	0	0			1	2010	1979
3/28/2018						0	0	0	0	0	0	0	0			1	2013	1979
3/29/2018						0	0	0	0	0	0	0	0			1	2013	1979
3/30/2018						0	0	0	0	0	0	0	0			1	2013	1979
3/31/2018						0	0	0	0	0	0	0	0			1	2013	1979
4/1/2018						0	0	0	0	0	0	0	0			1	2014	1979
4/2/2018						0	0	0	0	0	0	0	0			1	2016	1979
4/3/2018						0	0	0	0	0	0	0	0			1	2017	1979
4/4/2018						0	0	0	0	0	0	0	0			1	2019	1979
4/5/2018						0	0	0	0	0	0	0	0			1	2021	1979
4/6/2018						0	0	0	0	0	0	0	0			1	2027	1979
4/7/2018						0	0	0	0	0	0	0	0			1	2032	1979
4/8/2018						0	0	0	0	0	0	0	0			1	2032	1979

2017-2018 AWSSI MINNEAPOLIS, MN



2017-2018 AWSSI

MINNEAPOLIS, MN

- W5 - Extreme
- W4 - Severe
- W3 - Average
- W2 - Moderate
- W1 - Mild
- 1978-1979
- LOWEST 2011-2012
- 2017-2018

Accumulated AWSSI

2500

2000

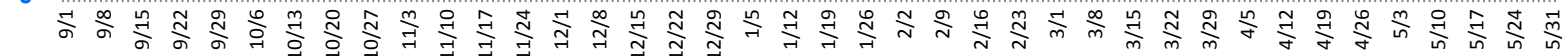
1500

1000

500

0

9/1 9/8 9/15 9/22 9/29 10/6 10/13 10/20 10/27 11/3 11/10 11/17 11/24 12/1 12/8 12/15 12/22 12/29 1/5 1/12 1/19 1/26 2/2 2/9 2/16 2/23 3/1 3/8 3/15 3/22 3/29 4/5 4/12 4/19 4/26 5/3 5/10 5/17 5/24 5/31

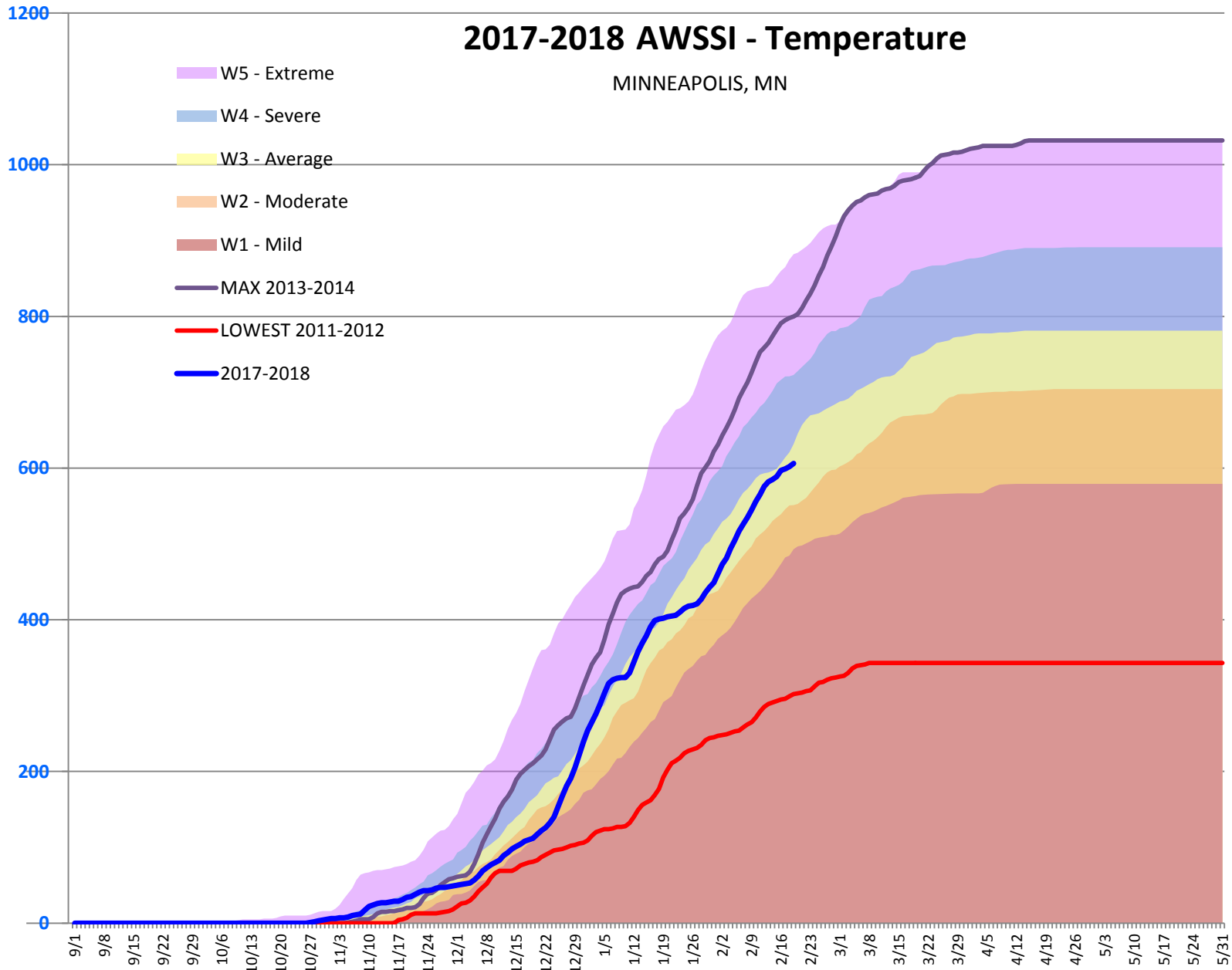


2017-2018 AWSSI - Temperature

MINNEAPOLIS, MN

- W5 - Extreme
- W4 - Severe
- W3 - Average
- W2 - Moderate
- W1 - Mild
- MAX 2013-2014
- LOWEST 2011-2012
- 2017-2018

Accumulated AWSSI



2017-2018 AWSSI - Snow

MINNEAPOLIS, MN

